

# Amolakchand Mahavidyalaya, Yavatmal

## Students Satisfactory Survey

### Session (2021-22)

Question	Number of Responses	% of Response
<b>1. How much of the syllabus was covered in the class?</b>		
a) 85 to 100%	344	43.00%
b) 70 to 84%	216	27.00%
c) 55 to 69%	112	14.00%
d) 30 to 54%	68	8.50%
e) Below 30%	60	7.50%
<b>2. How well did the teachers prepare for the classes?</b>		
a) Thoroughly	158	19.75%
b) Satisfactorily	500	62.50%
c) Poorly	77	9.63%
d) Indifferently	16	2.00%
e) Wont teach at all	49	6.13%
<b>3. How well were the teachers able to communicate?</b>		
a) Always effective	484	60.50%
b) Sometimes effective	136	17.00%
c) Just satisfactorily	93	11.63%
d) Generally ineffective	40	5.00%
e) Very poor communication	47	5.88%
<b>4. The teachers approach to teaching can best be described as</b>		
a) Excellent	308	38.50%
b) Very good	197	24.63%
c) Good	234	29.25%
d) Fair	33	4.13%
e) Poor	28	3.50%
<b>5. Fairness of the internal evaluation process by the teachers.</b>		
a) Always fair")	496	62.00%
b) Usually fair")	188	23.50%
c) Sometimes unfair")	63	7.88%
d) Usually unfair")	26	3.25%
e) Unfair")	27	3.38%
<b>6. Was your performance in assignments discussed with you?</b>		
a) Every time")	476	59.50%
b) Usually")	157	19.63%
c) Occasionally/Sometimes")	105	13.13%
d) Rarely")	32	4.00%
e) Never")	30	3.75%

<b>7. The institute takes active interest in promoting opportunities like educational tour, internship, student exchange, field visit for students etc.</b>		
a) Regularly")	328	41.00%
b) Often")	97	12.13%
c) Sometimes")	154	19.25%
d) Rarely")	134	16.75%
e) Never")	87	10.88%
<b>8. The teaching and mentoring process in your institution facilitates you in cognitive, social and emotional growth.</b>		
a) Significantly")	202	25.25%
b) Very well")	397	49.63%
c) Moderately")	111	13.88%
d) Marginally")	36	4.50%
e) Not at all")	54	6.75%
<b>9. The institution provides multiple opportunities to learn and grow.</b>		
a) Strongly agree")	194	24.25%
b) Agree")	398	49.75%
c) Neutral")	139	17.38%
d) Disagree")	48	6.00%
e) Strongly disagree")	21	2.63%
<b>10. Teachers inform you about your expected competencies, course outcomes and programme outcomes.</b>		
a) Every time")	437	54.63%
b) Usually	203	25.38%
c) Occasionally/Sometimes	73	9.13%
d) Rarely	50	6.25%
e) Never	37	4.63%
<b>11. Your mentor does a necessary follow-up with an assigned task to you.</b>		
a) Every time	392	49.00%
b) Usually	218	27.25%
c) Occasionally/Sometimes	86	10.75%
d) Rarely	57	7.13%
e) I dont have a mentor	47	5.88%
<b>12. The teachers illustrate the concepts through examples and applications.</b>		
a) Every time	437	54.63%
b) Usually	204	25.50%
c) Occasionally/Sometimes	66	8.25%
d) Rarely	56	7.00%
e) Never	37	4.63%
<b>13. The teachers identify your strengths and encourage you with providing right level of challenges.</b>		
a) Fully	421	52.63%
b) Reasonably	182	22.75%
c) Partially	98	12.25%

d) Slightly	52	6.50%
e) Unable to	47	5.88%
<b>14. Teachers are able to identify your weaknesses and help you to overcome them.</b>		
a) Every time	426	53.25%
b) Usually	174	21.75%
c) Occasionally/Sometimes	83	10.38%
d) Rarely	60	7.50%
e) Never	57	7.13%
<b>15. The institution makes effort to engage students in the monitoring, review and continuous quality improvement of the teaching learning process.</b>		
a) Strongly agree	275	34.38%
b) Agree	330	41.25%
c) Neutral	126	15.75%
d) Disagree	48	6.00%
e) Strongly disagree	21	2.63%
<b>16. The institute/ teachers use student centric methods, such as experiential learning, participative learning and problem solving methodologies for enhancing learning experiences</b>		
a) To a great extent	346	43.25%
b) Moderate	265	33.13%
c) Some what	77	9.63%
d) Very little	65	8.13%
e) Not at all	47	5.88%
<b>17. Teachers encourage you to participate in extracurricular activities.</b>		
a) Strongly agree	211	26.38%
b) Agree	426	53.25%
c) Neutral	91	11.38%
d) Disagree	41	5.13%
e) Strongly disagree	31	3.88%
<b>18. Efforts are made by the institute/ teachers to inculcate soft skills, life skills and employability skills to make you ready for the world of work.</b>		
a) To a great extent	341	42.63%
b) Moderate	268	33.50%
c) Some what	68	8.50%
d) Very little	65	8.13%
e) Not at all	58	7.25%
<b>19. Are you satisfied with use of technology such as LCD projector, Multimedia, etc. by teachers while teaching.</b>		
a) Very satisfied	205	25.63%
b) Satisfied	363	45.38%
c) Neutral	113	14.13%
d) Not satisfied	74	9.25%
e) Very dissatisfied	45	5.63%

<b>20. The overall quality of teaching learning process in your institute is very good.</b>		
a) Strongly agree	281	35.13%
b) Agree	354	44.25%
c) Neutral	112	14.00%
d) Disagree	33	4.13%
e) Strongly disagree	20	2.50%
<b>21. How helpful are the college administrative staff to issues you face?</b>		
a) Extremely helpful	206	25.75%
b) Very helpful	387	48.38%
c) Moderately helpful	119	14.88%
d) Slightly helpful	56	7.00%
e) Not at all helpful	32	4.00%
<b>22. How helpful is your academic advisor?</b>		
a) Extremely helpful	263	32.88%
b) Very helpful	322	40.25%
c) Moderately helpful	114	14.25%
d) Slightly helpful	59	7.38%
e) Not at all helpful	42	5.25%
<b>23. How easy is it to register or drop courses?</b>		
a) Very Easy	180	22.50%
b) Easy	365	45.63%
c) Neutral	167	20.88%
d) Difficult	61	7.63%
e) Very Difficult	27	3.38%
<b>24. Do you feel job-competent moving forward from this institute?</b>		
a) Yes	543	67.88%
b) No	117	14.63%
c) Unsure	140	17.50%
<b>25. How satisfied are you with the diversity and quality of the offered extra-curricular activities?</b>		
a) Very satisfied	273	34.13%
b) Satisfied	306	38.25%
c) Neutral	154	19.25%
d) Not satisfied	47	5.88%
e) Very dissatisfied	20	2.50%
<b>26. How helpful are the campus staff with administrative and other issues?</b>		
a) Extremely helpful	195	24.38%
b) Very helpful	377	47.13%
c) Moderately helpful	138	17.25%

d) Slightly helpful	59	7.38%
e) Not at all helpful	31	3.88%
<b>27. How well-maintained are the facilities?</b>		
a) Excellent	197	24.63%
b) Very good	212	26.50%
c) Good	311	38.88%
d) Fair	45	5.63%
e) Poor	35	4.38%
<b>28. How satisfied are you with the institute's policies?</b>		
a) Very satisfied	181	22.63%
b) Satisfied	396	49.50%
c) Neutral	167	20.88%
d) Not satisfied	37	4.63%
e) Very dissatisfied	19	2.38%
<b>29. How satisfied are you with the overall experience studying here?</b>		
a) Very satisfied	290	36.25%
b) Satisfied	317	39.63%
c) Neutral	130	16.25%
d) Not satisfied	40	5.00%
e) Very dissatisfied	23	2.88%
<b>30. How likely are you to continue attending this institute next school year</b>		
a) likely	566	70.75%
b) very likely	188	23.50%
c) unlikely	46	5.75%
<b>31. As per your opinion, in which area institute needs improvement</b>		
a) Teaching-Learning process	161	20.13%
b) Sports facilities	175	21.88%
c) Co-curricular activities	98	12.25%
d) Library facilities	191	23.88%
e) Clean campus	78	9.75%
f) Administration	97	12.13%

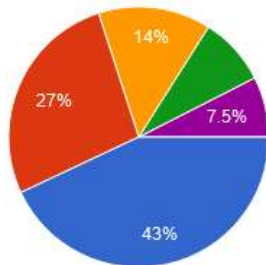
# Graphical Analysis

## Feedback Questions

1. How much of the syllabus was covered in the class?

[Copy](#)

800 responses

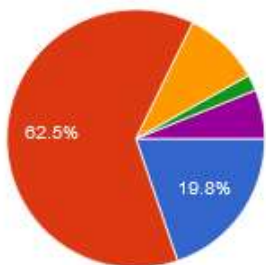


- a) 85 to 100%
- b) 70 to 84%
- c) 55 to 69%
- d) 30 to 54%
- e) Below 30%

2. How well did the teachers prepare for the classes?

[Copy](#)

800 responses

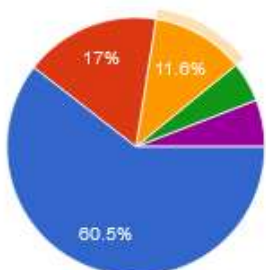


- a) Thoroughly
- b) Satisfactorily
- c) Poorly
- d) Indifferently
- e) Won't teach at all

3. How well were the teachers able to communicate?

[Copy](#)

800 responses

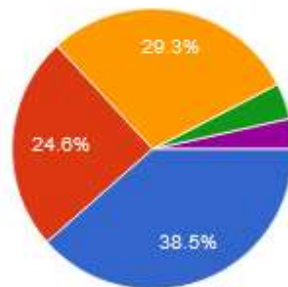


- a) Always effective
- b) Sometimes effective
- c) Just satisfactorily
- d) Generally ineffective
- e) Very poor communication

4. The teacher's approach to teaching can best be described as

 Copy

800 responses

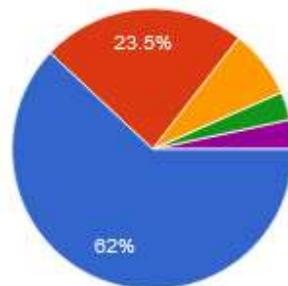


- a) Excellent
- b) Very good
- c) Good
- d) Fair
- e) Poor

5. Fairness of the internal evaluation process by the teachers.

 Copy

800 responses

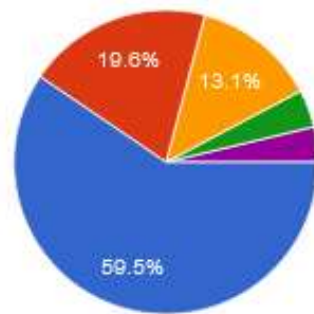


- a) Always fair
- b) Usually fair
- c) Sometimes unfair
- d) Usually unfair
- e) Unfair

6. Was your performance in assignments discussed with you?

 Copy

800 responses

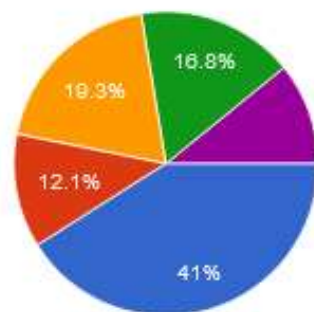


-  a) Every time
-  b) Usually
-  c) Occasionally/Sometimes
-  d) Rarely
-  e) Never

7. The institute takes active interest in promoting opportunities like educational tour, internship, student exchange, field visit for students etc.

 Copy

800 responses



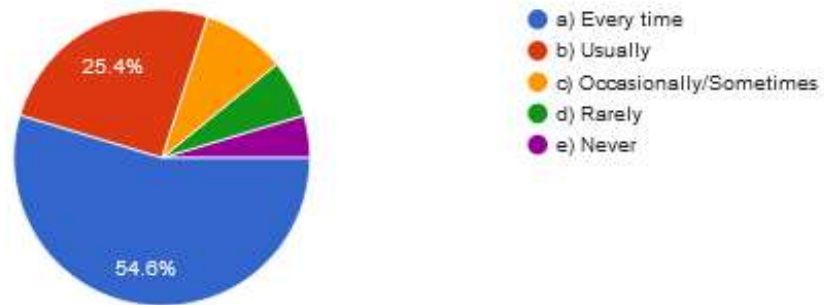
-  a) Regularly
-  b) Often
-  c) Sometimes
-  d) Rarely
-  e) Never



10. Teachers inform you about your expected competencies, course outcomes and programme outcomes.

[Copy](#)

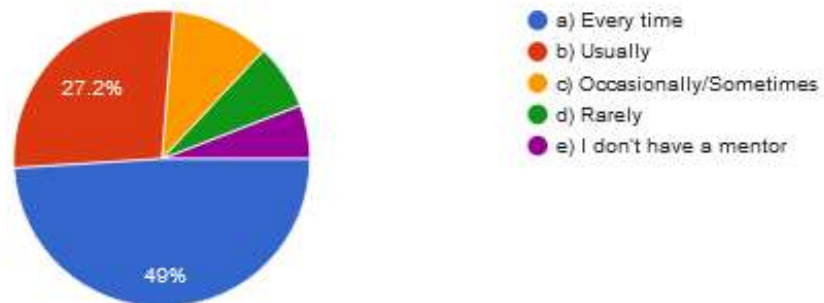
800 responses



11. Your mentor does a necessary follow-up with an assigned task to you.

[Copy](#)

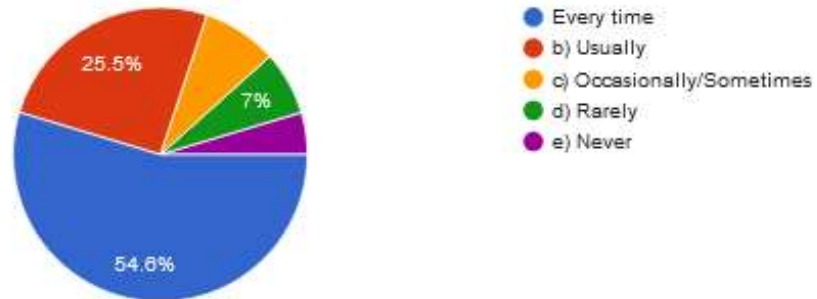
800 responses



12. The teachers illustrate the concepts through examples and applications.

[Copy](#)

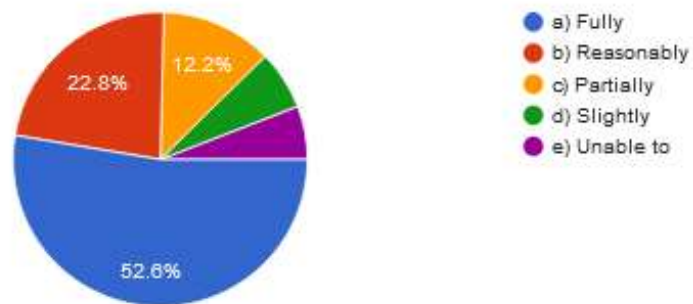
800 responses



13. The teachers identify your strengths and encourage you with providing right level of challenges.

[Copy](#)

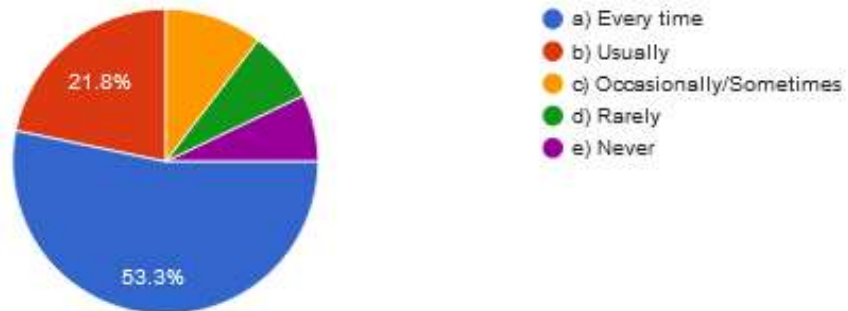
800 responses



14. Teachers are able to identify your weaknesses and help you to overcome them.

 Copy

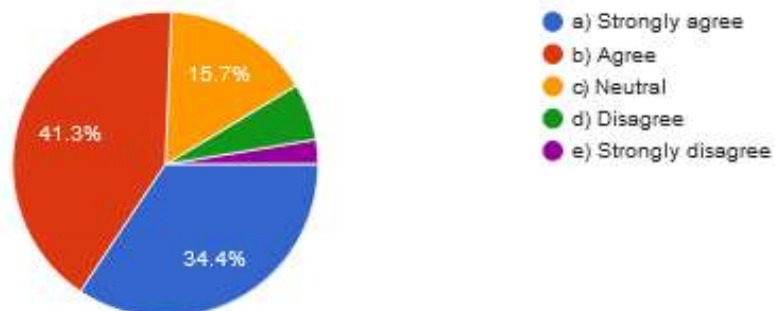
800 responses



15. The institution makes effort to engage students in the monitoring, review and continuous quality improvement of the teaching learning process.

 Copy

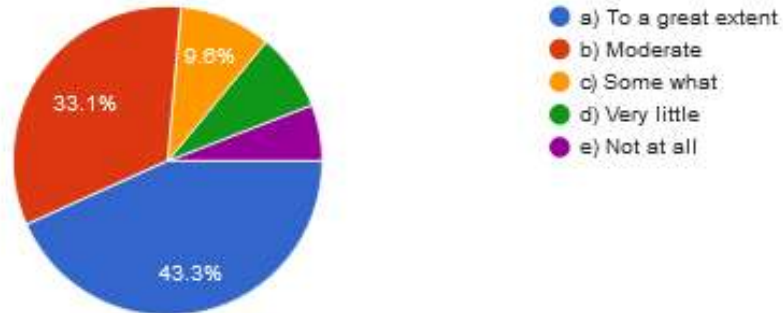
800 responses



16. The institute/ teachers use student centric methods, such as experiential learning, participative learning and problem solving methodologies for enhancing learning experiences

[Copy](#)

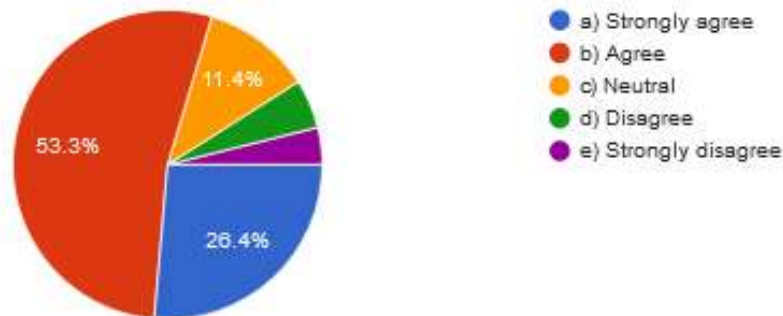
800 responses




17. Teachers encourage you to participate in extracurricular activities.

[Copy](#)

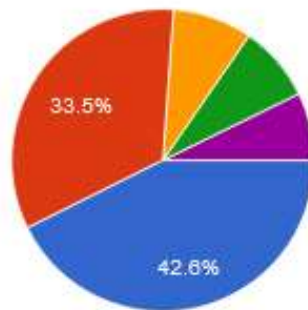
800 responses








18. Efforts are made by the institute/ teachers to inculcate soft skills, life skills and employability skills to make you ready for the world of work.

 Copy

800 responses

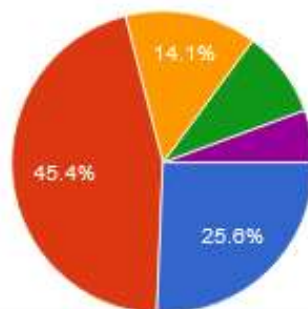


-  a) To a great extent
-  b) Moderate
-  c) Some what
-  d) Very little
-  e) Not at all

19. Are you satisfied with use of technology such as LCD projector, Multimedia, etc. by teachers while teaching.

 Copy

800 responses

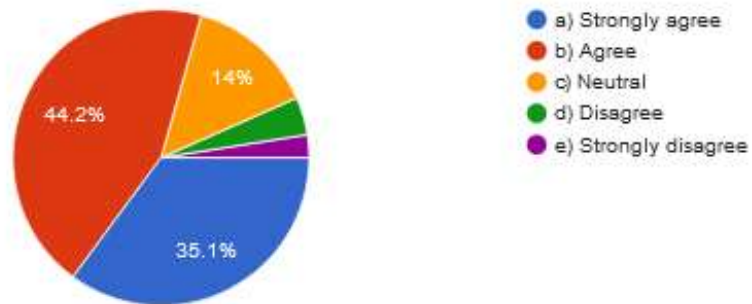


-  a) Very satisfied
-  b) Satisfied
-  c) Neutral
-  d) Not satisfied
-  e) Very dissatisfied

20. The overall quality of teaching learning process in your institute is very good.

 Copy

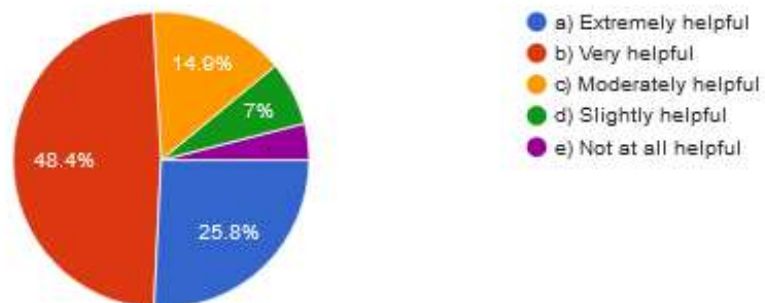
800 responses



21. How helpful are the college administrative staff to issues you face?

 Copy

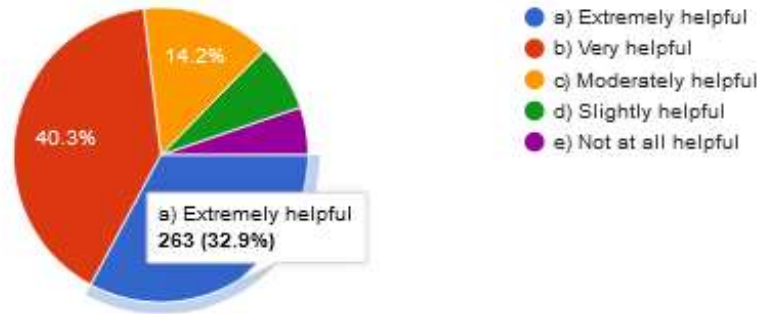
800 responses



## 22. How helpful is your academic advisor?

 Copy

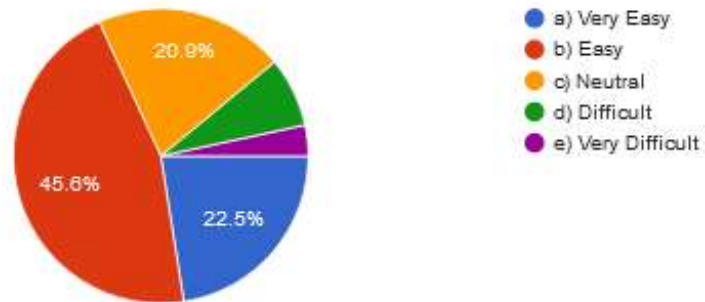
800 responses



## 23. How easy is it to register or drop courses?

 Copy

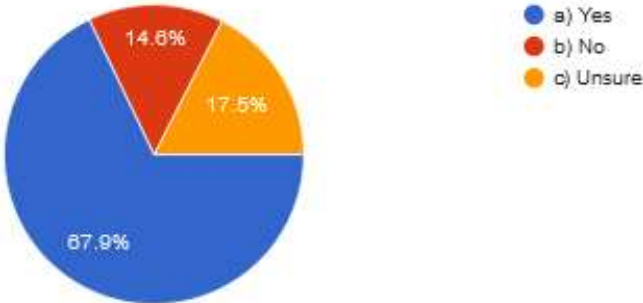
800 responses



24. Do you feel job-competent moving forward from this institute?

[Copy](#)

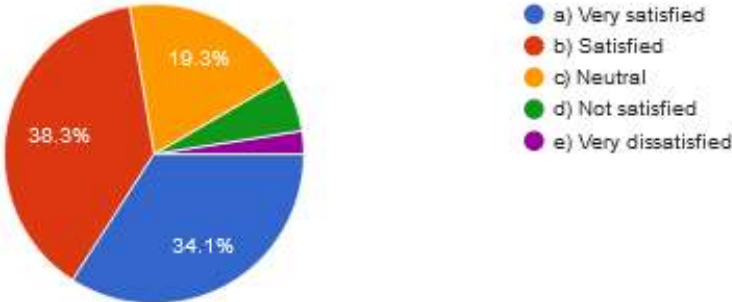
800 responses



25. How satisfied are you with the diversity and quality of the offered extra-curricular activities?

[Copy](#)

800 responses

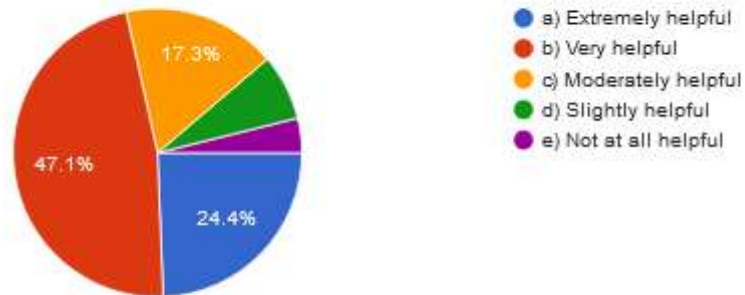




26. How helpful are the campus staff with administrative and other issues?

 Copy

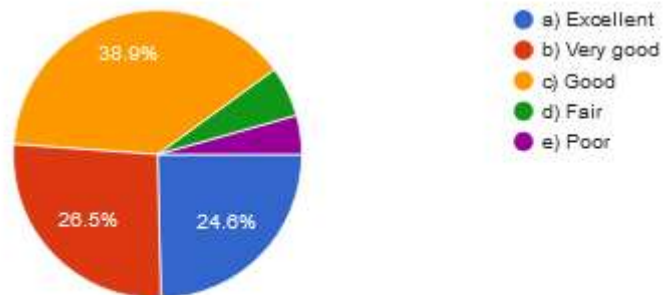
800 responses



27. How well-maintained are the facilities?

 Copy

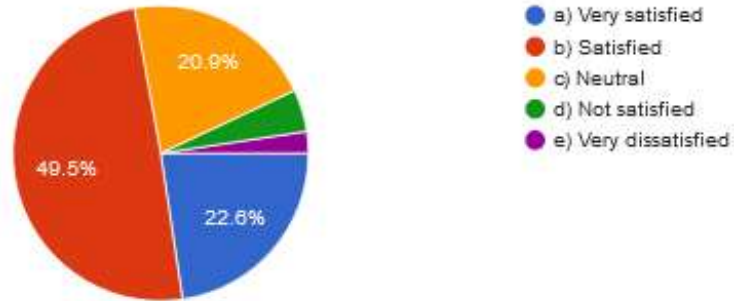
800 responses



28. How satisfied are you with the institute's policies?

 Copy

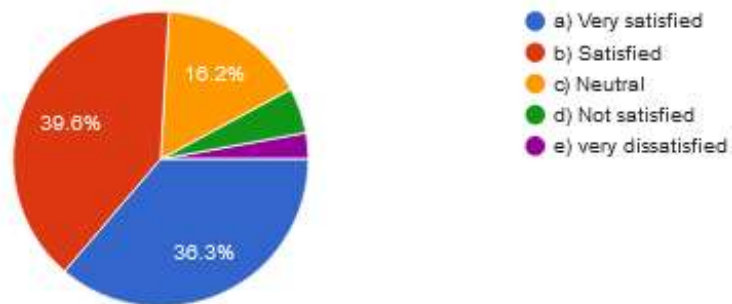
800 responses



29. How satisfied are you with the overall experience studying here?

 Copy

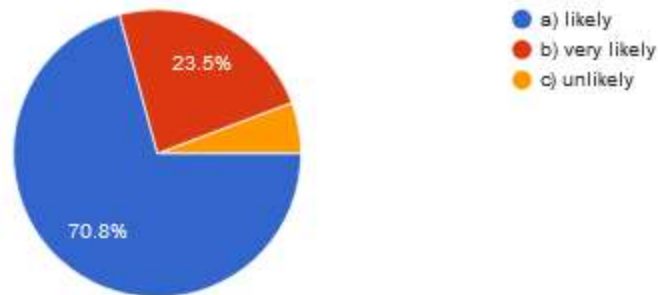
800 responses



30. How likely are you to continue attending this institute next school year

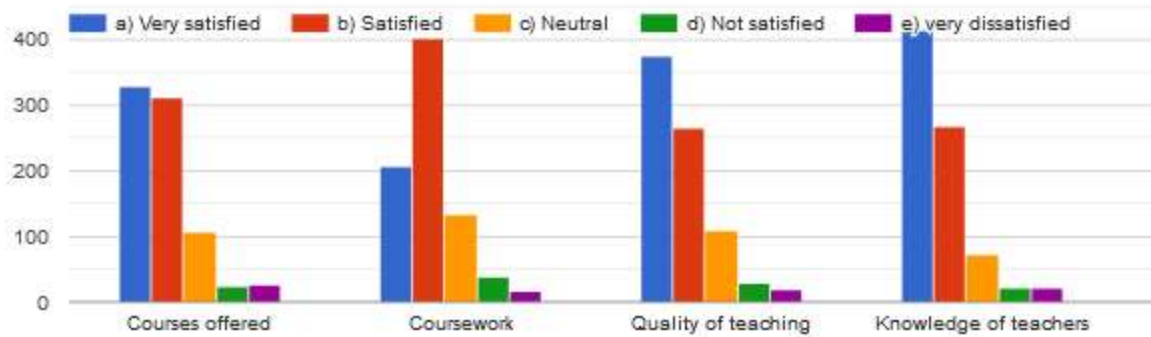
[Copy](#)

800 responses



31. How would rate your satisfaction with the institute on these parameters:

[Copy](#)



32. As per your opinion, in which area institute needs improvement

[Copy](#)

800 responses

