

# Amolakchand Mahavidyalaya, Yavatmal

## Analysis of Student Satisfactory Survey 2022-23

Question	Number of Responses	% of Responses
<b>1. How much of the syllabus was covered in the class?</b>		
a) 85 to 100%	67	9.72%
b) 70 to 84%	46	6.68%
c) 55 to 69%	17	2.47%
d) 30 to 54%	10	1.45%
e) Below 30%	5	0.73%
<b>2. How well did the teachers prepare for the classes?</b>		
a) Thoroughly	38	5.52%
b) Satisfactorily	91	13.21%
c) Poorly	8	1.16%
d) Indifferently	2	0.29%
e) Wont teach at all	6	0.87%
<b>3. How well were the teachers able to communicate?</b>		
a) Always effective	102	14.80%
b) Sometimes effective	16	2.32%
c) Just satisfactorily	21	3.05%
d) Generally ineffective	4	0.58%
e) Very poor communication	2	0.29%
<b>4. The teachers approach to teaching can best be described as</b>		
a) Excellent	45	6.53%

b) Very good	48	6.97%
c) Good	43	6.24%
d) Fair	5	0.73%
e) Poor	4	0.58%
<b>5. Fairness of the internal evaluation process by the teachers.</b>		
a) Always fair")	88	12.77%
b) Usually fair")	40	5.81%
c) Sometimes unfair")	11	1.60%
d) Usually unfair")	4	0.58%
e) Unfair")	2	0.29%
<b>6. Was your performance in assignments discussed with you?</b>		
a) Every time")	83	12.05%
b) Usually")	31	4.50%
c) Occasionally/Sometimes")	20	2.90%
d) Rarely")	7	1.02%
e) Never")	4	0.58%
<b>7. The institute takes active interest in promoting opportunities like educational tour, internship, student exchange, field visit for students etc.</b>		
a) Regularly")	81	11.76%
b) Often")	18	2.61%
c) Sometimes")	25	3.63%
d) Rarely")	9	1.31%
e) Never")	12	1.74%
<b>8. The teaching and mentoring process in your institution facilitates you in cognitive, social and emotional growth.</b>		
a) Significantly")	41	5.95%

b) Very well")	63	9.14%
c) Moderately")	28	4.06%
d) Marginally")	8	1.16%
e) Not at all")	5	0.73%
<b>9. The institution provides multiple opportunities to learn and grow.</b>		
a) Strongly agree")	32	4.64%
b) Agree")	79	11.47%
c) Neutral")	23	3.34%
d) Disagree")	4	0.58%
e) Strongly disagree")	7	1.02%
<b>10. Teachers inform you about your expected competencies, course outcomes and programme outcomes.</b>		
a) Every time")	69	10.01%
b) Usually	41	5.95%
c) Occasionally/Sometimes	24	3.48%
d) Rarely	11	1.60%
e) Never	0	0.00%
<b>11. Your mentor does a necessary follow-up with an assigned task to you.</b>		
a) Every time	76	11.03%
b) Usually	42	6.10%
c) Occasionally/Sometimes	13	1.89%
d) Rarely	9	1.31%
e) I dont have a mentor	5	0.73%
<b>12. The teachers illustrate the concepts through examples and applications.</b>		
a) Every time	77	11.18%

b) Usually	39	5.66%
c) Occasionally/Sometimes	21	3.05%
d) Rarely	5	0.73%
e) Never	3	0.44%
<b>13. The teachers identify your strengths and encourage you with providing right level of challenges.</b>		
a) Fully	68	9.87%
b) Reasonably	46	6.68%
c) Partially	19	2.76%
d) Slightly	6	0.87%
e) Unable to	6	0.87%
<b>14. Teachers are able to identify your weaknesses and help you to overcome them.</b>		
a) Every time	69	10.01%
b) Usually	44	6.39%
c) Occasionally/Sometimes	20	2.90%
d) Rarely	7	1.02%
e) Never	5	0.73%
<b>15. The institution makes effort to engage students in the monitoring, review and continuous quality improvement of the teaching learning process.</b>		
a) Strongly agree	44	6.39%
b) Agree	70	10.16%
c) Neutral	22	3.19%
d) Disagree	6	0.87%
e) Strongly disagree	3	0.44%

<b>16. The institute/ teachers use student centric methods, such as experiential learning, participative learning and problem solving methodologies for enhancing learning experiences</b>		
a) To a great extent	52	<b>7.55%</b>
b) Moderate	61	<b>8.85%</b>
c) Some what	19	<b>2.76%</b>
d) Very little	9	<b>1.31%</b>
e) Not at all	4	<b>0.58%</b>
<b>17. Teachers encourage you to participate in extracurricular activities.</b>		
a) Strongly agree	51	<b>7.40%</b>
b) Agree	65	<b>9.43%</b>
c) Neutral	18	<b>2.61%</b>
d) Disagree	8	<b>1.16%</b>
e) Strongly disagree	3	<b>0.44%</b>
<b>18. Efforts are made by the institute/ teachers to inculcate soft skills, life skills and employability skills to make you ready for the world of work.</b>		
a) To a great extent	60	<b>8.71%</b>
b) Moderate	55	<b>7.98%</b>
c) Some what	16	<b>2.32%</b>
d) Very little	9	<b>1.31%</b>
e) Not at all	5	<b>0.73%</b>
<b>19. Are you satisfied with use of technology such as LCD projector, Multimedia, etc. by teachers while teaching.</b>		
a) Very satisfied	53	<b>7.69%</b>
b) Satisfied	57	<b>8.27%</b>
c) Neutral	19	<b>2.76%</b>

d) Not satisfied	12	1.74%
e) Very dissatisfied	4	0.58%
<b>20. The overall quality of teaching learning process in your institute is very good.</b>		
a) Strongly agree	40	5.81%
b) Agree	85	12.34%
c) Neutral	12	1.74%
d) Disagree	6	0.87%
e) Strongly disagree	2	0.29%
<b>21. How helpful are the college administrative staff to issues you face?</b>		
a) Extremely helpful	43	6.24%
b) Very helpful	72	10.45%
c) Moderately helpful	20	2.90%
d) Slightly helpful	7	1.02%
e) Not at all helpful	3	0.44%
<b>22. How helpful is your academic advisor?</b>		
a) Extremely helpful	39	5.66%
b) Very helpful	68	9.87%
c) Moderately helpful	28	4.06%
d) Slightly helpful	5	0.73%
e) Not at all helpful	5	0.73%
<b>23. How easy is it to register or drop courses?</b>		
a) Very Easy	39	5.66%
b) Easy	54	7.84%
c) Neutral	43	6.24%

d) Difficult	6	0.87%
e) Very Difficult	3	0.44%
<b>24. Do you feel job-competent moving forward from this institute?</b>		
a) Yes	94	13.64%
b) No	21	3.05%
c) Unsure	30	4.35%
d) Difficult	0	0.00%
e) Very Difficult	0	0.00%
<b>25. How satisfied are you with the diversity and quality of the offered extra-curricular activities?</b>		
a) Very satisfied	42	6.10%
b) Satisfied	68	9.87%
c) Neutral	27	3.92%
d) Not satisfied	4	0.58%
e) Very dissatisfied	4	0.58%
<b>26. How helpful are the campus staff with administrative and other issues?</b>		
a) Extremely helpful	32	4.64%
b) Very helpful	66	9.58%
c) Moderately helpful	37	5.37%
d) Slightly helpful	7	1.02%
e) Not at all helpful	3	0.44%
<b>27. How well-maintained are the facilities?</b>		
a) Excellent	38	5.52%
b) Very good	54	7.84%
c) Good	35	5.08%

d) Fair	16	2.32%
e) Poor	2	0.29%
<b>28. How satisfied are you with the institute's policies?</b>		
a) Very satisfied	40	5.81%
b) Satisfied	68	9.87%
c) Neutral	27	3.92%
d) Not satisfied	7	1.02%
e) Very dissatisfied	3	0.44%
<b>29. How satisfied are you with the overall experience studying here?</b>		
a) Very satisfied	37	5.37%
b) Satisfied	73	10.60%
c) Neutral	25	3.63%
d) Not satisfied	5	0.73%
e) Very dissatisfied	5	0.73%
<b>30. How likely are you to continue attending this institute next school year</b>		
a) likely	90	13.06%
b) very likely	34	4.93%
c) unlikely	21	3.05%
<b>31. As per your opinion, in which area institute needs improvement</b>		
a) Teaching-Learning process	33	4.79%
b) Sports facilities	30	4.35%
c) Co-curricular activities	24	3.48%
d) Library facilities	32	4.64%
e) Clean campus	17	2.47%



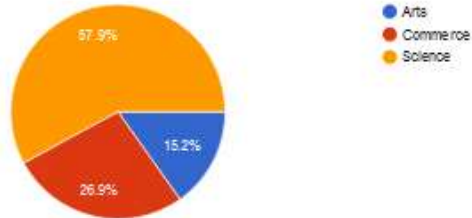
f) Administration	9	<b>1.31%</b>
-------------------	---	--------------

# Graphical Analysis of Student Satisfactory Survey 2022-23

Name of Faculty or stream

[Copy](#)

145 responses

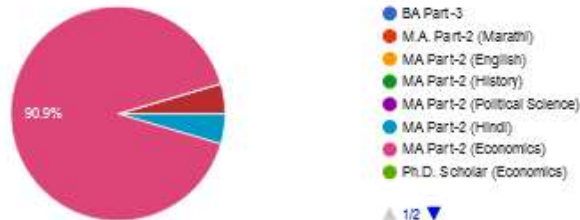


## Arts

Class

[Copy](#)

22 responses



▲ 1/2 ▼

## Commerce

Class

[Copy](#)

39 responses

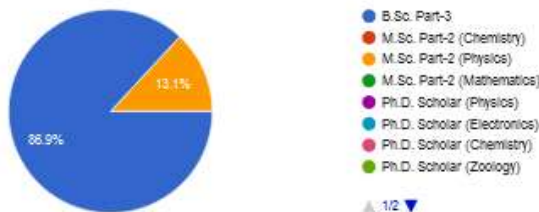


## Science

Class

[Copy](#)

84 responses



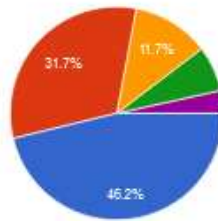
▲ 1/2 ▼

## Feedback Questions

1. How much of the syllabus was covered in the class?

[Copy](#)

145 responses

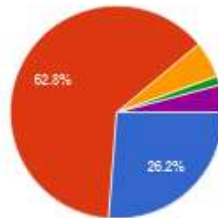


- a) 85 to 100%
- b) 70 to 84%
- c) 55 to 69%
- d) 30 to 54%
- e) Below 30%

2. How well did the teachers prepare for the classes?

[Copy](#)

145 responses

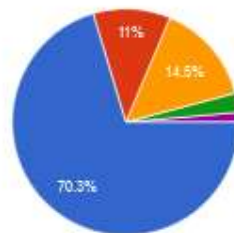


- a) Thoroughly
- b) Satisfactorily
- c) Poorly
- d) Indifferently
- e) Won't teach at all

3. How well were the teachers able to communicate?

[Copy](#)

145 responses

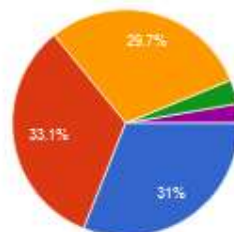


- a) Always effective
- b) Sometimes effective
- c) Just satisfactory
- d) Generally ineffective
- e) Very poor communication

4. The teacher's approach to teaching can best be described as

[Copy](#)

145 responses

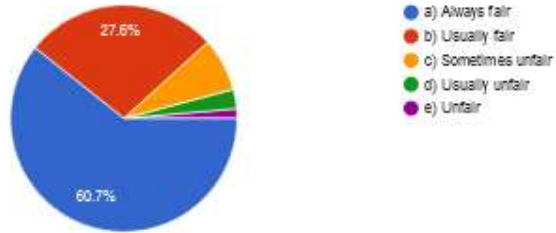


- a) Excellent
- b) Very good
- c) Good
- d) Fair
- e) Poor

5. Fairness of the internal evaluation process by the teachers.

[Copy](#)

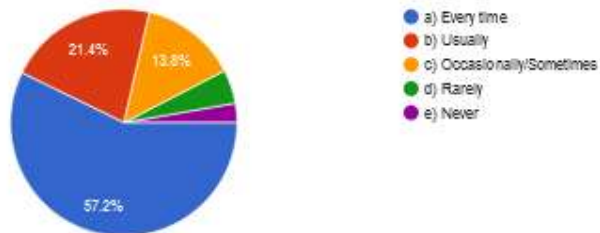
145 responses



6. Was your performance in assignments discussed with you?

[Copy](#)

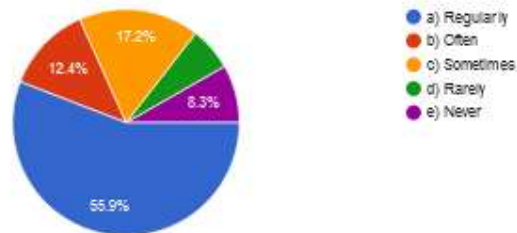
145 responses



7. The institute takes active interest in promoting opportunities like educational tour, internship, student exchange, field visit for students etc.

[Copy](#)

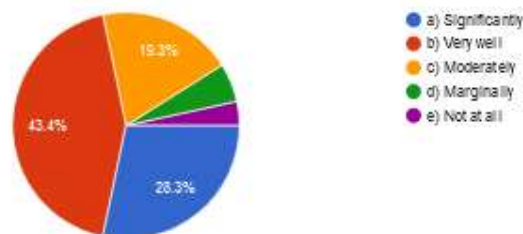
145 responses



8. The teaching and mentoring process in your institution facilitates you in cognitive, social and emotional growth.

[Copy](#)

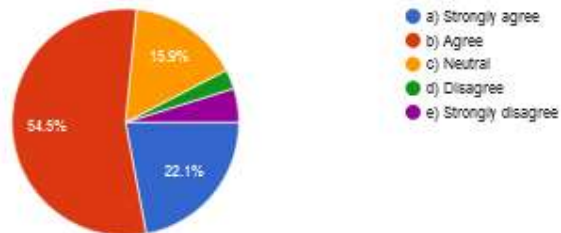
145 responses



9. The institution provides multiple opportunities to learn and grow.

[Copy](#)

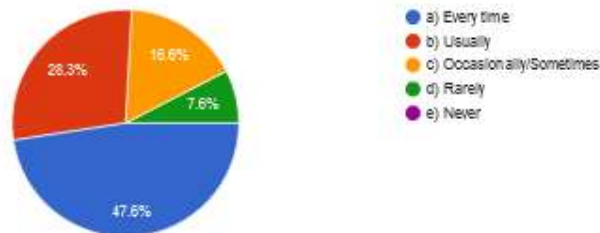
145 responses



10. Teachers inform you about your expected competencies, course outcomes and programme outcomes.

[Copy](#)

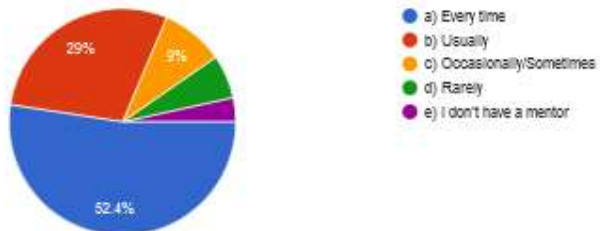
145 responses



11. Your mentor does a necessary follow-up with an assigned task to you.

[Copy](#)

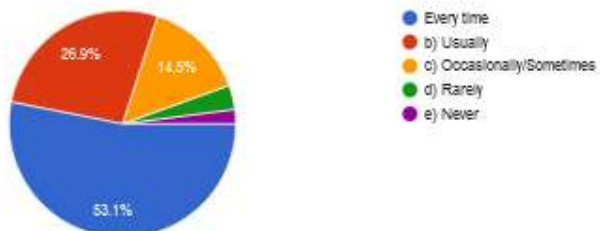
145 responses



12. The teachers illustrate the concepts through examples and applications.

[Copy](#)

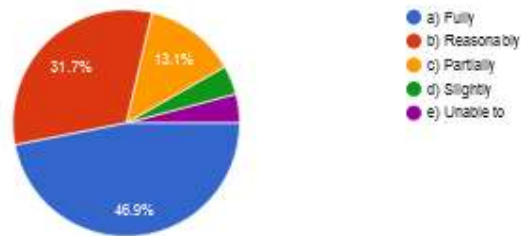
145 responses



13. The teachers identify your strengths and encourage you with providing right level of challenges.

[Copy](#)

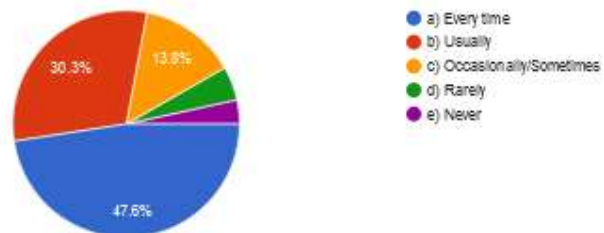
145 responses



14. Teachers are able to identify your weaknesses and help you to overcome them.

[Copy](#)

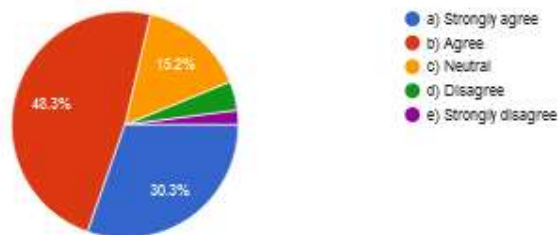
145 responses



15. The institution makes effort to engage students in the monitoring, review and continuous quality improvement of the teaching learning process.

[Copy](#)

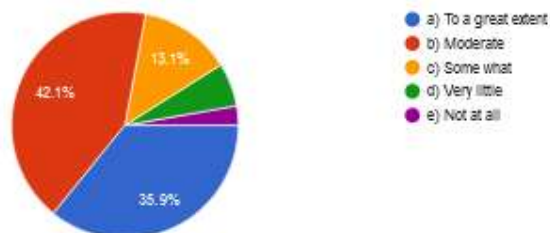
145 responses



16. The institute/ teachers use student centric methods, such as experiential learning, participative learning and problem solving methodologies for enhancing learning experiences

[Copy](#)

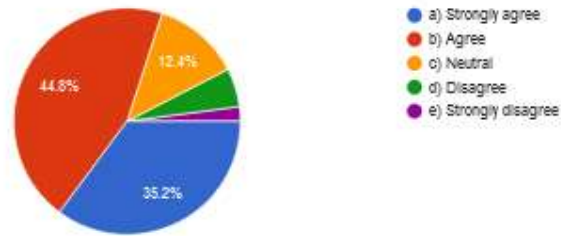
145 responses



17. Teachers encourage you to participate in extracurricular activities.

[Copy](#)

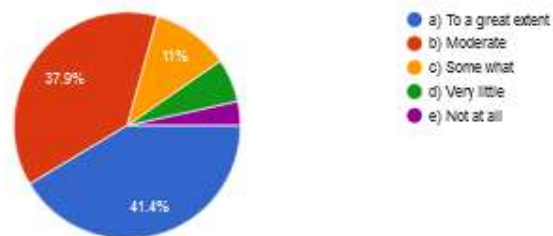
145 responses



18. Efforts are made by the institute/ teachers to inculcate soft skills, life skills and employability skills to make you ready for the world of work.

[Copy](#)

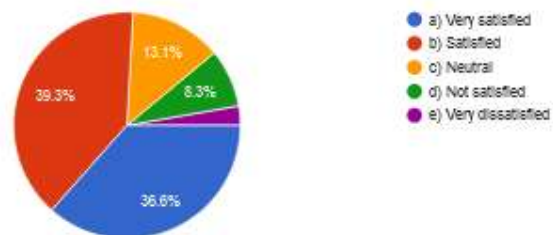
145 responses



19. Are you satisfied with use of technology such as LCD projector, Multimedia, etc. by teachers while teaching.

[Copy](#)

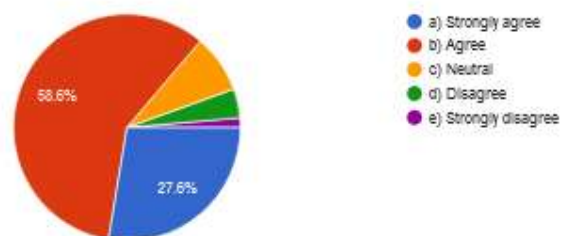
145 responses



20. The overall quality of teaching learning process in your institute is very good.

[Copy](#)

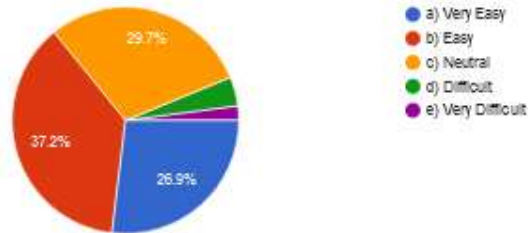
145 responses



23. How easy is it to register or drop courses?

[Copy](#)

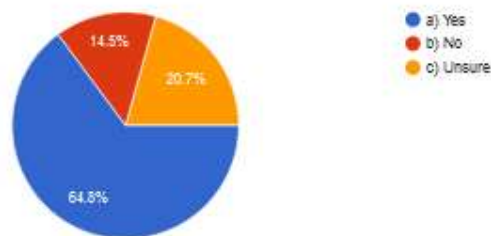
145 responses



24. Do you feel job-competent moving forward from this institute?

[Copy](#)

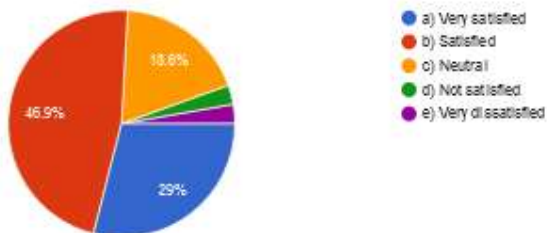
145 responses



25. How satisfied are you with the diversity and quality of the offered extra-curricular activities?

[Copy](#)

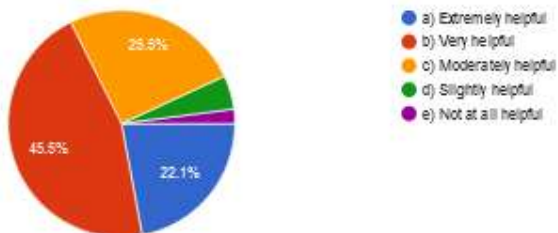
145 responses



26. How helpful are the campus staff with administrative and other issues?

[Copy](#)

145 responses

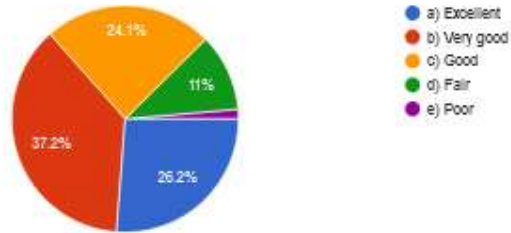




27. How well-maintained are the facilities?

[Copy](#)

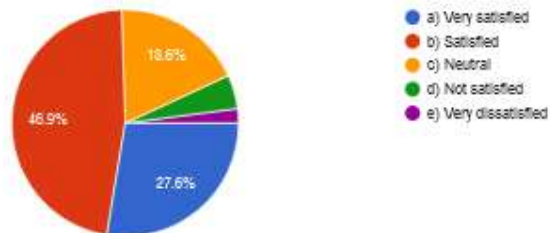
145 responses



28. How satisfied are you with the institute's policies?

[Copy](#)

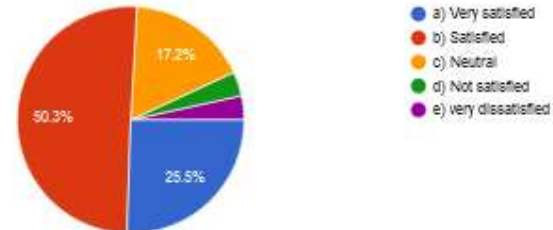
145 responses



29. How satisfied are you with the overall experience studying here?

[Copy](#)

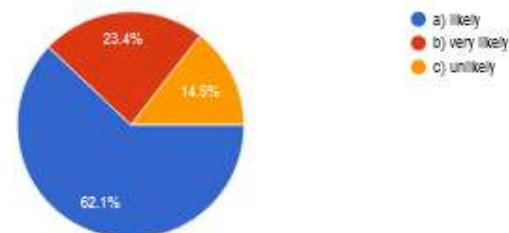
145 responses



30. How likely are you to continue attending this institute next school year


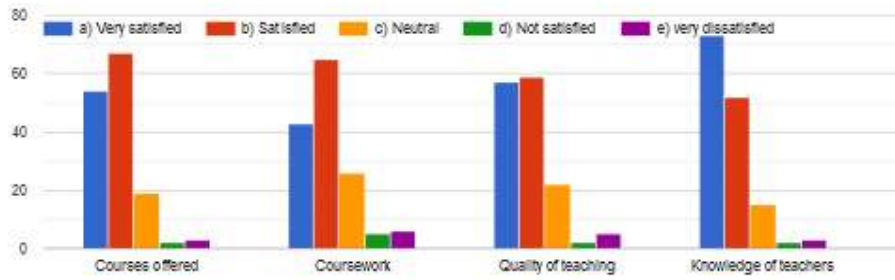
[Copy](#)

145 responses



31. How would rate your satisfaction with the institute on these parameters:

[Copy](#)



32. As per your opinion, in which area institute needs improvement

[Copy](#)

145 responses

